



MAGLUMI™ 2000 Plus

Chemiluminescence Immunoassay (CLIA) System



Outstanding Technology Power of MAGLUMI™

Chemiluminescence Immunoassay (CLIA) System

CLIA uses two important technologies, one is labeling technology which determines reaction mode; and the other is separation technology which determines the sensitivity, accuracy and precision of the reagents.

Labeling Technology

Two types of labeling technologies are commonly used. One is enzyme label and the other is non-enzyme small molecule label. Enzyme label reagents are not so stable and are easily affected by the change of storage conditions. Maglumi system applies ABEI labels. ABEI is a non-enzyme small molecule with special molecular formula to enhance stability in acid and alkaline solution. As for chemiluminescence, ABEI chemical reaction with sodium hydroxide (NaOH) and Hydrogen peroxide (H_2O_2) finishes the process in 3 seconds.

Separation Technology

Maglumi uses Magnetic Microbeads. As separation technology, it has been widely used in the field of CLIA. Compared with traditional separation technology, it has the following advantages:

- Shortening the reaction time by enlarging the reaction area of antigens and antibodies.
- Enhancing the sensitivity by better and faster capture of antigens and antibodies.
- Reducing inter or intra-assay discrepancies significantly by mixing the reagents thoroughly in a liquid separation platform.
- Enhancing the accuracy by absorbing antigens and antibodies through chemical reaction.



Advantage of MAGLUMI™ 2000 Plus




- For large labs or hospitals
- More than enough test menu to meet the different needs and it will be extended according to your requirement
- Free Quality Control and calibrator helps to reduce the Cost Per Test
- Quality guarantee by the Third party quality control and External Quality Assessment (EQA)
- Key technology ABEI and Nano magnetic microbead enhances stability and sensitivity of MAGLUMI reagents



MAGLUMI™ 2000 Plus

- Integrated design and humanized appearance
- Simple and smart operation
- Compact size and weight



Pipettor

- Aspirate reagent/sample with high speed
- Titanium needle for crushproof
- Clot detection & liquid level detection
- Coated with TEFLON to prevent carry-over
- Inner & external washing




Automated cuvette loader

- Capable of loading modules continuously
- Up to 180 reaction modules



Sample area

- Up to 144 sample on board with barcode
- Continuous loading & cooling function
- Random, batch, and STAT modes



Incubator

- 16 Incubate slots (96 tests at the same time)
- The temperature is 36.8 C ±0.5 C




Chamber

- High-sensitivity and low-noise PMT
- Cuvettes detection and anti-overflow



Washer

- Strong magnetic field helps better separation
- Three pairs of washing needles with anti-overflow function



Reagent area

- Cooling function
- 25 Reagents on board, continuous loading
- RFID label storing reagent information
- RFID tag, high reliability
- Easy and fast for adding and updating

OPERATION SOFTWARE



Comprehensive software

- User-friendly Interface
- Real-time status monitoring for each test
- Monitoring reagent and consumable status
- Intelligent alarm function



Maintenance Guide

- Daily, weekly and monthly maintenance guide for analytical unit
- Ensure performance reliability



Quality control

- Westgard rules and Levey-Jennings chart for both internal and external quality control



Test Summary Function

- Test summary including system test, calibration, QC, statistics of samples, valid tests and rerun tests
- Search and review test information conveniently



Pre or post defined dilution Function

- Pre or post defined dilution flexibly if high concentration is met



Connect to LIS (bidirection)

- Bidirection, Lis can connect by online and ASTM

TEST MENU

Tumor Markers

Ferritin
AFP
CEA
Total PSA
f-PSA
CA 125
CA 15-3
CA 19-9
PAP
CA 50
CYFRA 21-1
CA 242
CA 72-4
NSE
S-100
SCCA
TPA-snibe
Pepsinogen I
Pepsinogen II
Gastrin-17
H.pylori IgG

Bone Metabolism

Intact PTH
Calcitonin
Osteocalcin
25-OH Vitamin D

Glyco Metabolism

C-Peptide
Insulin
ICA
IAA
Proinsulin
GAD 65
IA-2

Fertility

FSH
LH
HCG/ β -HCG
PRL
Estradiol
free Estriol
Progesterone
Testosterone
free Testosterone
DHEA-S
***AMH**
17-OH Progesterone

Thyroid

TSH
T4
T3
FT4
FT3
TG
TGA
TRAb
TMA
Anti-TPO
Rev T3

Prenatal Screening

cAFP
free β -HCG
PAPP-A

Inflammation Monitoring

CRP
PCT

Kidney Function

β 2-MG
Albumin

Hepatic Fibrosis

HA
PIIIP N-P
C IV
Laminin
Cholyglycine

TORCH

Toxo IgG
Toxo IgM
Rubella IgG
Rubella IgM
CMV IgG
CMV IgM
HSV-1/2 IgG
HSV-2 IgG
HSV-1/2 IgM

EBV

EBV EA IgG
EBV EA IgA
EBV VCA IgG
EBV VCA IgM
EBV VCA IgA
EBV NA IgG

Immunoglobulin

IgM
IgA
IgE
IgG

Anemia

Vitamin B12
Ferritin
FA

Drug Monitoring

Cyclosporine A
Tacrolimus, FK 506
Digoxin

Cardiac

CK-MB
Troponin I
Myoglobin
NT-proBNP
Aldosterone
Angiotensin I
Angiotensin II
D-Dimer
***Direct Renin**
LP-PLA2
hs-cTnI

Infectious Disease

HBsAg
Anti-HBs
HBeAg
Anti-HBe
Anti-HBc
Anti-HCV
Syphilis
Chagas
HTLV I/II
Anti-HAV
HAV IgM
HIV A b
HIV p24 Ag
HIV Ab/Ag combi

Others

GH
IGF-I
Cortisol
ACTH

*In Red Available Soon



MAGLUMI™ 2000 Plus

Chemiluminescence Immunoassay (CLIA) System

Technical Specifications

Reagent Feature

- Flash chemiluminescence label –ABEI, with high sensitivity and long stability
- Magnetic microbeads separation, fast and efficient

Main Features

- Throughput: up to 180 tests/hour
- 24 hours ready-to-use
- Time to first result: 17 minutes

Modes of Operation

- Random, Batch and STAT

Sample Loading

- Up to 144 samples tubes
- Continuous loading, STAT available
- Barcode reader recognition or analyzer auto numbered
- LIS connection, auto read sample info
- Refrigerated sample area with independent power supply

Reagent Loading

- 25 reagents on board
- Continuous loading
- RFID reading all info of reagent
- Refrigerated reagent area with independent power supply

Reagent Integral

- Ready-to-use, no pretreatment required
- Including calibrators
- RFID tag storing all info of reagent
- RFID tag with built-in master curve
- 2-point calibration to adjust master curve
- Calibration stability: Max 4 weeks

Other Features

- Clot detection
- Liquid level detection
- Auto and optional ratio for high sample dilution
- Constant 37°C incubation

Operation System

- Windows 7
- Dell compatible (Dual-core CPU)
- Color touch screen

Interconnection

- Bi-communication with LIS via ASTM protocol

Dimensions Weight

- Input: AC 110-230V, 50/60HZ
- Dimension and weight: 144 x 76 x 152cm 228kg